



PRODUCT INFORMATION S800-Schrank-8-12_TY_EN - 22.11.2021 - www.vs-furniture.com

Serie 800 Cabinets and wardrobe cabinets with wing doors, 80 to 120 cm wide.

Element cabinet (for details, see table) in the height units 2, 3, 4, 5 and 6 FH.

Type: Wing-door cabinet, some with centre partition flush with the carcass or set back (CPsb) for horizontal carcass division.
















Front consisting of 2 separately closing single-wing doors or one double-wing door with bow-type handles, inset-type handles or knob handles.

Locking system optionally with cylinder or turnknob locks.

Interior equipment consisting of adjustable shelf inserts and/or according to the depth and width dimensions with wardrobe racks, drawers or hooks on the screwed wardrobe base.

Erection: Models from a height of 197 cm or models with drawers and/or pullouts (DGUV Regel 108-007) must be secured to the wall or floor.

The following material groups are available: Body and bases made of chipboard: L6; Front made of chipboard: L3; Front veneered: F1.

																
Serie 800	H (in cm for standard base) =	84,5 2FH			122,0 3FH			159,5 4FH			197,0 5FH			234,5 6FH		
D=42,5	W= 80 cm	44010	44011	44012	44014	44015	44016	44017	44018	44019	44020	44021	44022	44025	44026	44027
	W= 100 cm	44110	44111	44112	44114	44115	44116	44117	44118	44119	44120	44121	44122	44125	44126	44127
	W= 120 cm	44210	44211	44212	44214	44215	44216	44217	44218	44219	44220	44221	44222	44225	44226	44227
D=58,0	W= 80 cm	44310	44311	44312	44314	44315	44316	44317	44318	44319	44320	44321	44322	44325	44326	44327
	W= 100 cm	44410	44411	44412	44414	44415	44416	44417	44418	44419	44420	44421	44422	44425	44426	44427
	W= 120 cm	44510	44511	44512	44514	44515	44516	44517	44518	44519	44520	44521	44522	44525	44526	44527
	Adjustable shelf inserts	1	2	2	2	4	4	3	6	6	4	8	8	5	10	10
	Locks / CP, CPsb	1	2 / CP	1 / CPsb	1	2 / CW	1 / CPsb	1	2 / CW	1 / CPsb	1	2 / CP	1 / CPsb	1	2 / CP	1 / CPsb